



	FY17 Actual	FY16 Actual	FY17	FY16 Actual	Cycle 07	Year End
	Net Student	Net Student	Projected	Student	Student	Change
	Tuition & Fees at Cycle 07	Tuition & Fees at Cycle 07	Tuition & Fees	Tuition & Fees	Change	Change
<b>CABINET</b>						
PTBones	132,533,489	136,305,211	144,355,654	20,209,840	8.3%	10
Central	5,164,871	5,435,572	4,523,625	5,544,174	0.0%	-18
UAF Office Information Technology	949,163	954,804	977,163	1,045,370	-0.6%	-6
VC Rural, Community & Native Educ	8,530,199	9,121,075	10,436,707	10,138,085	-6.5%	2
VC University & Student Advancement	5,989,092	5,917,601	6,280,932	6,198,763	1.2%	1
Vice Chancellor for Admin. Services	1,007,470	1,106,695	1,087,100	1,194,095	-9.0%	-9
Vice Chancellor for Re...					0.0%	
<b>Total</b>	<b>148,778,098</b>	<b>157,936,047</b>	<b>165,665,182</b>	<b>144,000,000</b>		

	FY17 Actual	FY16 Actual	FY17	FY16 Actual	Cycle 07	Year End
	Indirect Cost	Indirect Cost	Projected	Year End	Change	Change
	Recovery	Recovery	Indirect Cost	Indirect Cost	Change	Change
<b>CABINET</b>						
Recovery						

---

---

---

---

---

---

---

---

---

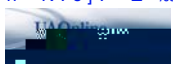
---

---

---

‡ EEK h E D Ed ^

‡ h Kvo]v Z %}œš• ~ v}šZ œ (}oo}Á μ %•




‡ dK t ]v œ

‡ D š Z μ P š•

‡ & z í ô Z Z œ P W œ } %• o•

‡ > }œ Z oo} š ]v /••μ •



ALASKA

Since 19...

---

---

---

---

---

---

---

---

---

---


---

---

‡ / ^ h ^ ^ / K E ^

‡ & z í ô μ P š Á o } %• u v š

‡ K š Z œ d } %• ] • M



ALASKA

Since 19...

---

---

---

---

---

---

---

---

---


---

---

---

‡ & z í ó & ] v v ] o D v P œ • [ D š ] v P •  
*Locations announced prior to each meeting.*

D œ Z ° ^  
% œ ] o  
D ç ï ï



*All dates subject to change or cancellation.*

---

---

---

---

---

---

---